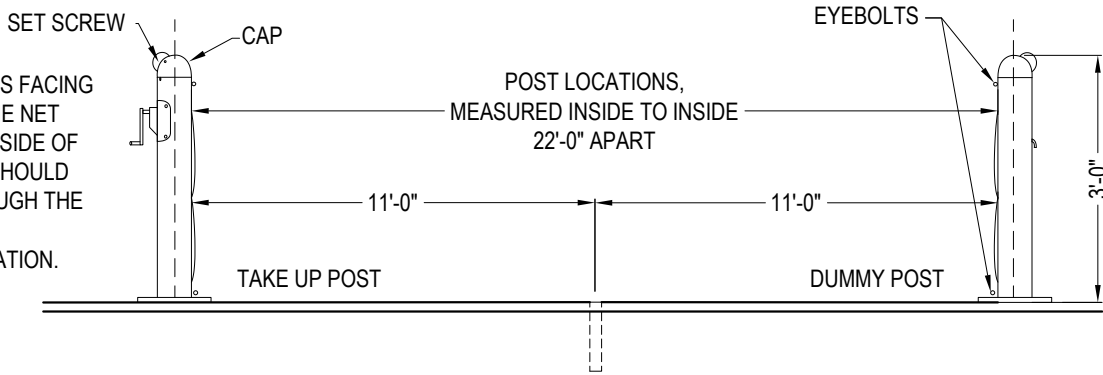




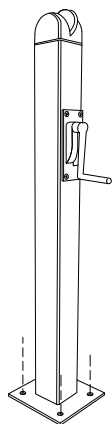
DOUGLAS INDUSTRIES, INC.
 3441 S 11TH AVE.
 ELDRIDGE, IA 52748
 TOLL FREE: 1-800-553-8907
 www.douglas-sports.com

NOTE: ENSURE PULLEY ON CAP IS FACING AWAY FROM THE COURT AND THE NET CABLE IS INSTALLED DOWN THE SIDE OF THE POST AND INTO GEARS. IT SHOULD **NOT** BE INSTALLED DOWN THROUGH THE CAP. SEE NET INSTALLATION INSTRUCTIONS FOR AN ILLUSTRATION.

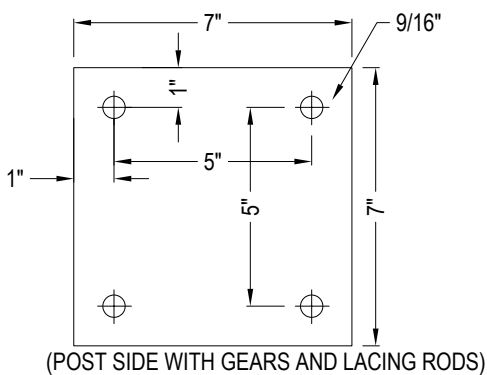


**EXISTING CENTER ANCHOR
 POST AND ANCHOR INSTALLATION**

HARDWARE IS LOCATED INSIDE THE END OF TAKE UP POST AND INCLUDES (1) REMOVABLE CHROME HANDLE AND (4) EYEBOLTS.

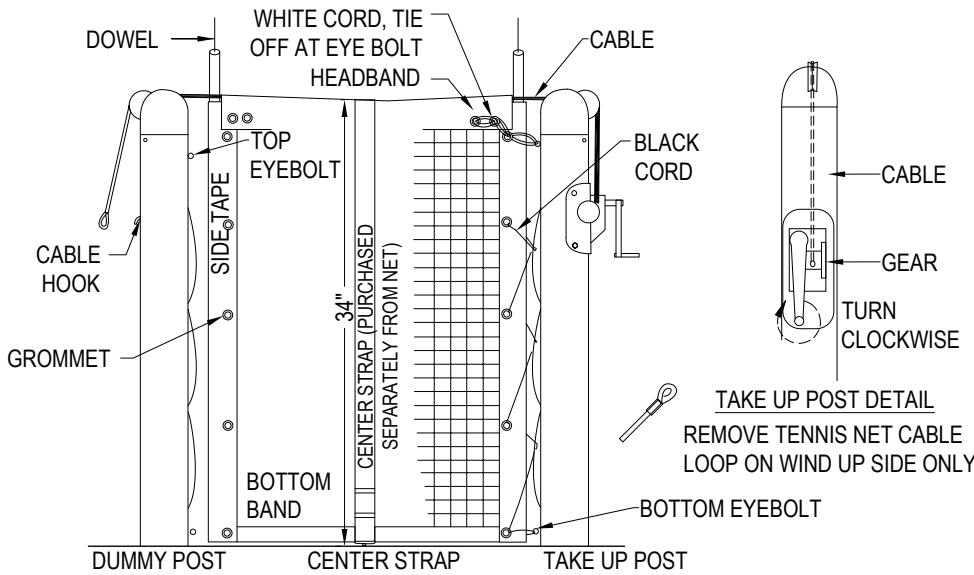


POST PERSPECTIVE



(POST SIDE WITH GEARS AND LACING RODS)

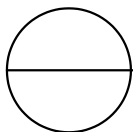
BASEPLATE
 INSTALL WITH 1/2" BOLTS
 (NOT INCLUDED)



NET INSTALLATION

NOTES:

1. INSTALLATION TO BE COMPLETED IN ACCORDANCE WITH MANUFACTURER'S SPECIFICATIONS.
2. DO NOT SCALE DRAWING.
3. THIS DRAWING IS INTENDED FOR USE BY ARCHITECTS, ENGINEERS, CONTRACTORS, CONSULTANTS AND DESIGN PROFESSIONALS FOR PLANNING PURPOSES ONLY. THIS DRAWING MAY NOT BE USED FOR CONSTRUCTION.
4. ALL INFORMATION CONTAINED HEREIN WAS CURRENT AT THE TIME OF DEVELOPMENT BUT MUST BE REVIEWED AND APPROVED BY THE PRODUCT MANUFACTURER TO BE CONSIDERED ACCURATE.
5. CONTRACTOR'S NOTE: FOR PRODUCT AND COMPANY INFORMATION VISIT www.CADdetails.com/info AND ENTER REFERENCE NUMBER 2763-062.



POSTS

DOUGLAS® PICKLEBALL PREMIER™ SQ SURFACE MOUNT POSTS (63080)